

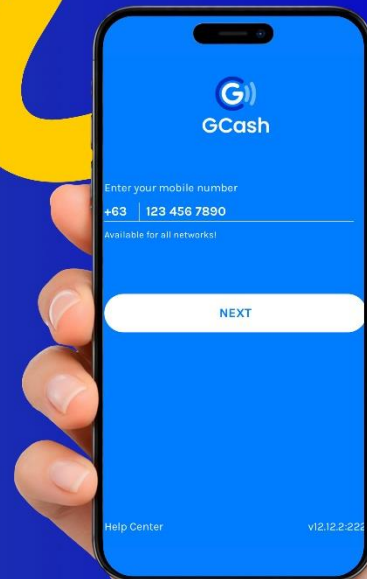


SAN PABLO CITY WATER DISTRICT

accepts water bill payments thru

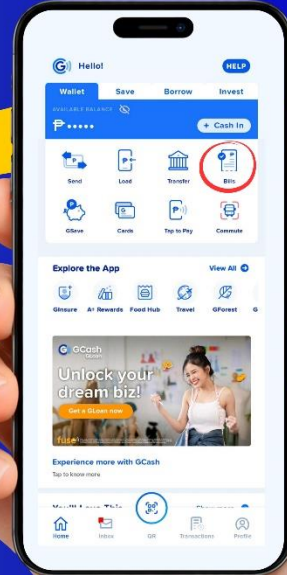


**LOG-IN TO YOUR GCASH
ACCOUNT AND JUST FOLLOW
THESE FEW SIMPLE STEPS:**



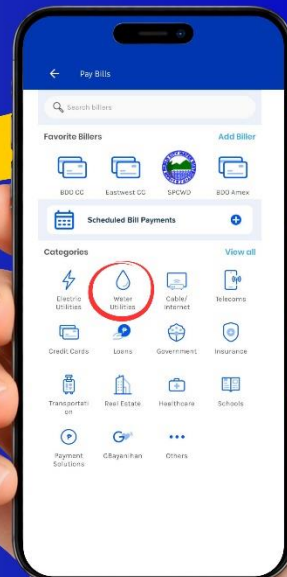
1

Tap **BILLS** on the GCash Dashboard.



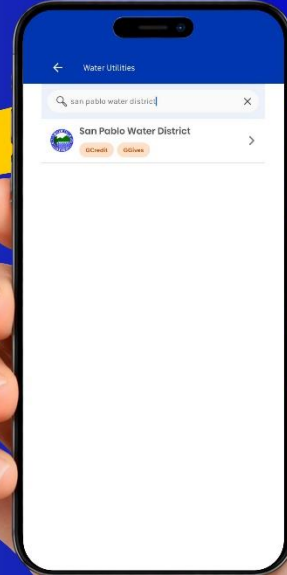
2

Tap on **Water Utilities**.



3

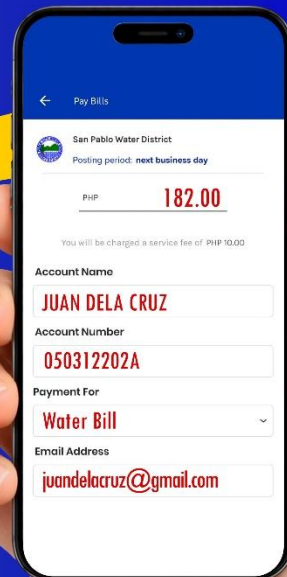
Select "San Pablo Water District" from the list or search for it.



4

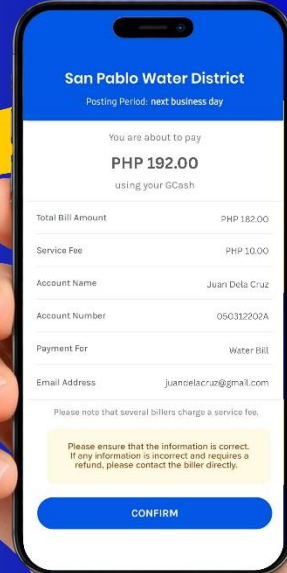
Input your account details from your billing notice.

*Enter your account number without the dash (-).
*Don't forget to include the letter extension if applicable.



5

Review your transaction details, then click CONFIRM.



6

You are done! Save the confirmation receipt as proof of payment for future reference.

